

Gateless Garage

Guest Instructions

- 1** ▶ Download the Passport Parking app from the Apple App Store or Google Play store.

Please download app prior to arriving on campus.

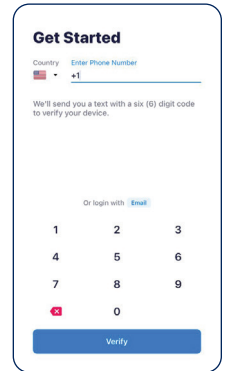


Passport
Parking



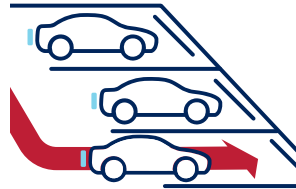
- 2** ▶ Create an account with your mobile phone number or email address.

You will need a valid credit card and your vehicle's license plate number.



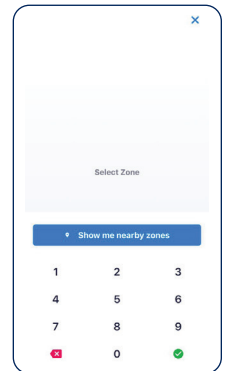
- 3** ▶ Park in any unrestricted parking space in your designated garage.

If the garage sign says "Full", come on in, we have a space reserved for you!

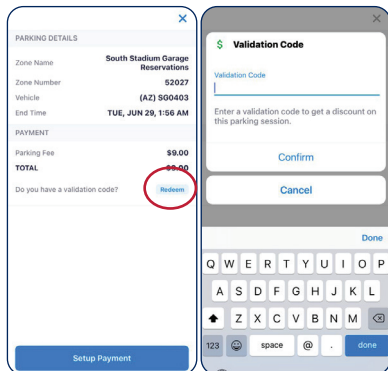


- 4** ▶ Enter in the **Passport Zone** number provided to you by the University Department.

Only use the number provided to you, **not** the number displayed in the garage.



- 5** ▶ Tap on Redeem to enter the validation code provided by the University Department.



- 6** ▶ You're all set! Welcome to the University of Arizona!

Questions about this process?

Please contact
Visitor Programs at 520-621-3710



THE UNIVERSITY OF ARIZONA

Parking & Transportation
Services