

Parking and Transportation Services

Institute of Transportation Engineers
Presentation
September 16, 2009

www.parking.arizona.edu

Parking & Transportation Services Mission

- To provide parking options and promote transportation alternatives for faculty, staff, students and visitors at the University of Arizona.

Parking & Transportation Services Vision

- Alternative Transportation will be convenient, creatively crafted, inexpensive for the user, and utilize ecologically sound principles.
- Program changes will be transparent and publicly vetted.
- Communications will be complete, timely, and relevant.
- Customer service will be courteous, helpful, and friendly. Make every customer feel important to us (because they are!).
- Financial information will be accurate and up to date.
- Information systems will be proactively changing to increase productivity, reliability and ease of access for customers and employees.

Parking & Transportation Services Vision

- Parking will be convenient, clean, well-maintained, clearly denoted and accessible.
- Campus and community partnerships will be enhanced through outreach and actively listening to feedback.
- Rules and regulations will be complete, evolving to changing circumstances, and available.
- Special events will be managed to provide convenient and quick access and egress for all patrons.
- A fiscally responsible budget will be maintained and new funding sources will be sought out.
- Free services to the campus community such as Motorist Assist and Disability Cart Service will be maintained and promoted.
- Rules & regulations will be enforced in a fair manner in order to protect public safety and to guard the ability to park legally.

General Information

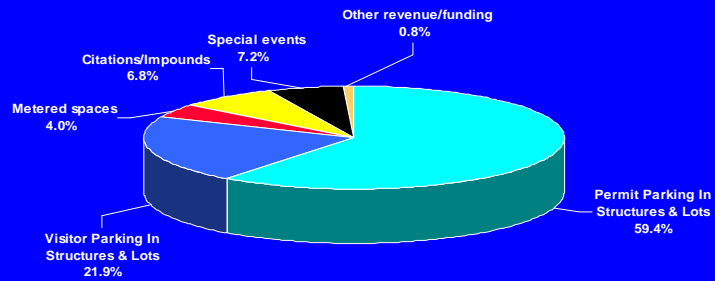
- 150 employees
- \$14 million annual budget
- An Auxiliary department
- Less than .2% University funding
- Manage 18,000 parking spaces for a 50,000 person campus population
- 5 major sections within the department

Parking & Transportation Committee

- Provides policy oversight to department
- Members appointed by the President
- Members include representatives from:
 - Faculty Senate
 - Appointed Personnel Organization
 - Staff Advisory Council
 - Associated Students of the University of Arizona
 - Student Affairs

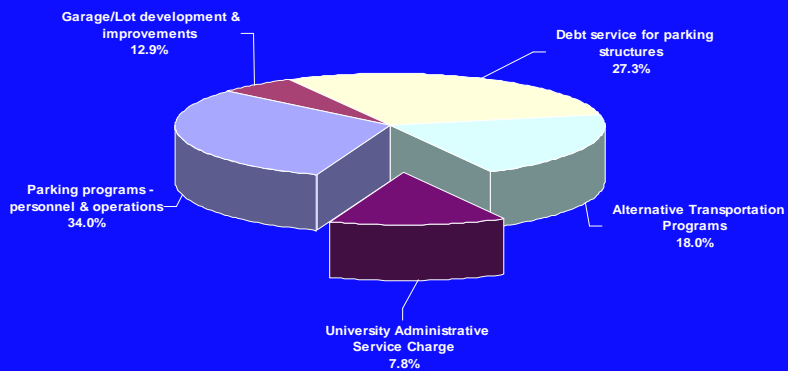
Department Revenue

Parking & Transportation Services
Revenues by Major Source
Fiscal Year 2009-10 Budget



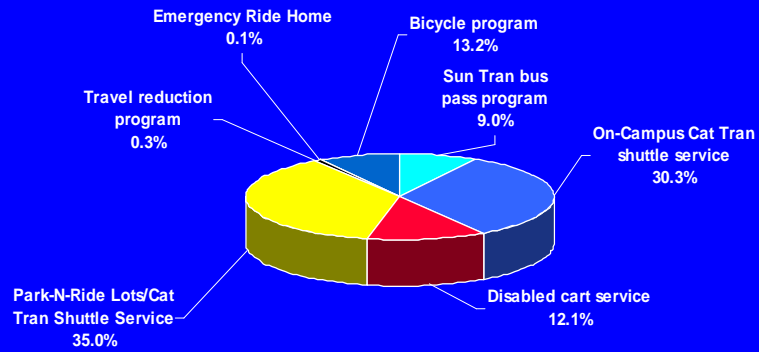
Department Expenses

Parking & Transportation Services
Expenses by Major Activity
Fiscal Year 2009- 10 Budget



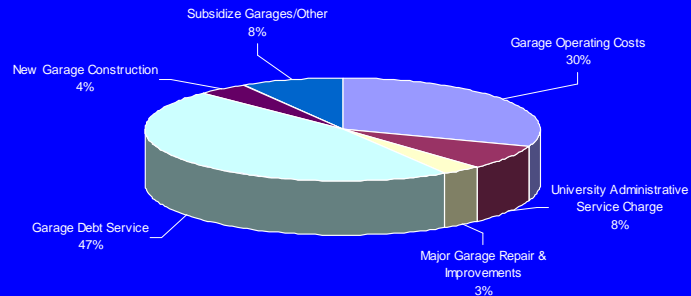
Alternative Transportation Expenses

Alternative Transportation Expenses by Major Activity
Fiscal Year 2009-10 Budget



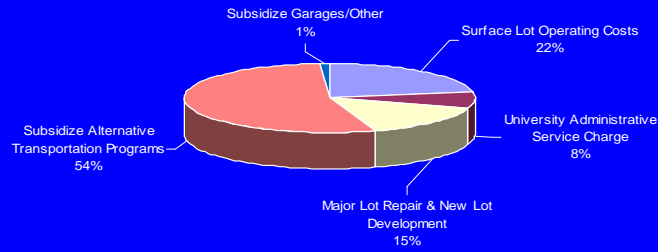
What Does My Permit Pay For?

Garage Parking Permits
FY 2009 - 10 Budget



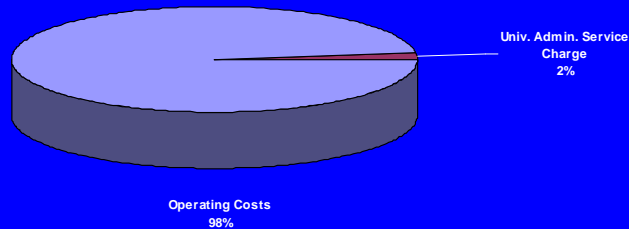
What Does My Permit Pay For?

On-Campus Surface Lots & Street Parking Permits FY 2009 - 10 Budget

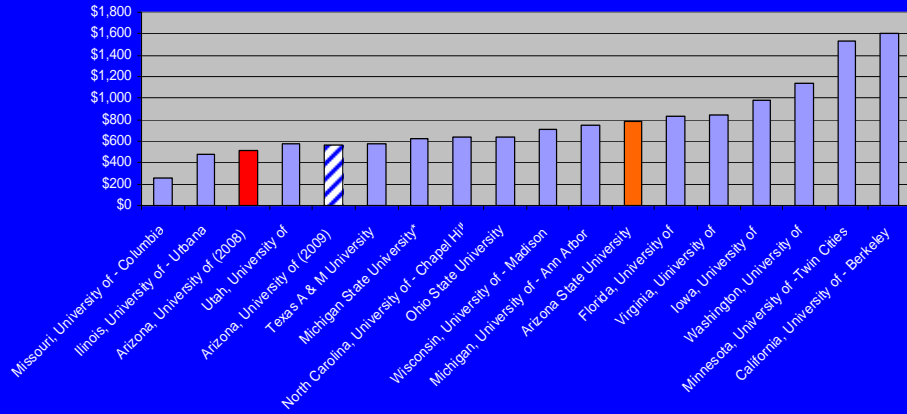


What Does My Permit Pay For?

Off-Campus Permits FY 2009 - 10 Budget



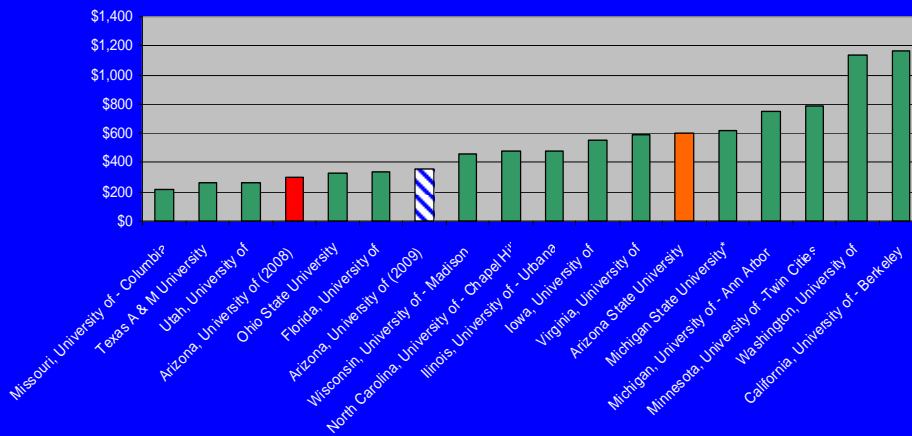
2008 & 2009 University of Arizona Garage Permit Prices
Compared to 2008 Peer Institution & ASU Prices



Revised 1/13/09

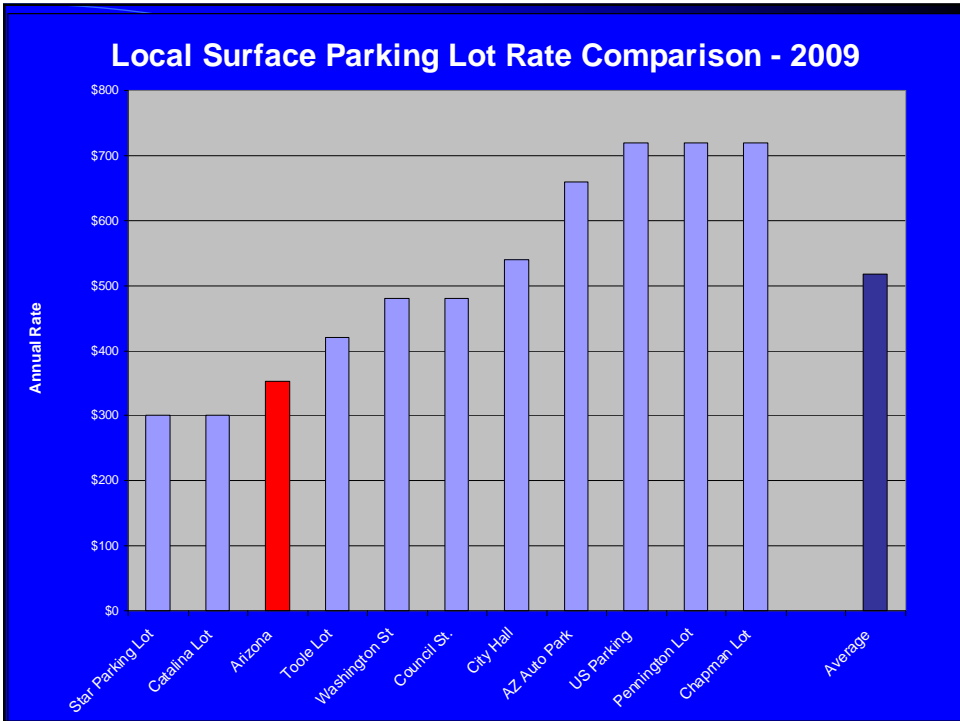
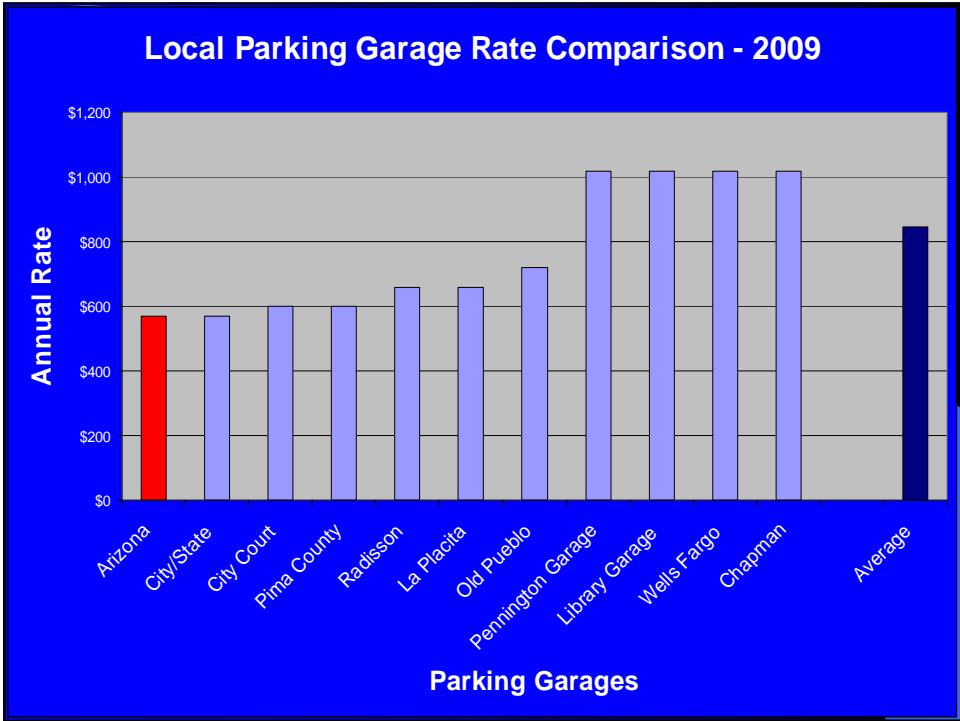
* University pays \$135 towards permit price

2008 & 2009 University of Arizona Surface Lot Permit Prices
Compared to 2008 Peer Institution & ASU Prices



Revised 1/13/09

* University pays \$135 towards permit price



Issues Facing PTS

- Spaces lost to new construction
- Replacing surface parking with Structures
- Developing Off-Campus Park and Ride Lots
- Cost of construction
- Increased university costs
- Increase in cost of Bus Subsidy
- Increase in Demand for less expensive alternatives to parking
- Increase in Demand for Bike Racks and Secure Lockers

Rate Increase

- In response to the recent Pima Association of Government Needs Assessment and campus growth, Parking & Transportation Services (PTS) has reviewed and evaluated the transportation programs and parking price structure on the UA campus.
- President Shelton has approved a three year rate increase plan to fund sustainability programs and new garage construction.

Rate Increase

- Our current parking prices are one-half of the average rates charged by local parking lots and garages, and in the lower one-third of our peer institutions.
- We can no longer support current services and develop new environmentally friendly programs with the current rates.
- PTS is a self-sustaining department and only charges what it costs to provide services to the campus.

Rate Increase

- Our goal of reducing the number of single occupancy cars on campus, reducing traffic congestion and providing more sustainable transportation choices will dramatically improve our environment and reduce our carbon footprint.

Parking Rate Increase Information

- 2009-2010 Permit Prices have increased by less than 20 cents per day, less than \$5 per month and \$50 per year.
- 2010-2011 and 2011-2012 Permit Prices will increase by less than 50 cents per day, less than \$10 per month and \$116 per year.

Parking Rate Increase - Annual Information 2009-2012

| Permit Type | 2008 - 2009 Rates | Proposed Rates | | |
|------------------------------------|----------------------|----------------|-----------|------------|
| | | 2009-2010 | 2010-2011 | 2011- 2012 |
| Parking Structure | \$518 | \$568 | \$684 | \$800 |
| Lot Specific and Street Parking | \$418 | \$468 | \$584 | \$700 |
| Zoned Lots (Zone 1 & South of 6th) | \$303 | \$353 | \$477 | \$600 |
| Off-Campus Park & Ride | \$153 | \$203 | \$282 | \$350 |

Parking Rate Increase - Daily Information 2009-2012

| Permit Type | 2008-2009 Current Cost per Day | Proposed Cost per Day | | |
|------------------------------------|--------------------------------------|-----------------------|-----------|-----------|
| | | 2009-2010 | 2010-2011 | 2011-2012 |
| Parking Structure | \$2.07 | \$2.27 | \$2.74 | \$3.20 |
| Lot Specific and Street Parking | \$1.67 | \$1.87 | \$2.34 | \$2.80 |
| Zoned Lots (Zone 1 & South of 8th) | \$1.21 | \$1.41 | \$1.91 | \$2.40 |
| Off-Campus Park & Ride | \$0.80 | \$1.06 | \$1.47 | \$1.82 |

New Program Implementation

- 50% of the income generated from the rate increase over the next 3 years will be used for new Alternative Transportation programs: Commuter Bus Pass, Car Sharing, Bike Sharing, Buses for Streetcar Routes, Park & Ride Lots
- 45% of the new income will be used to create a new campus garage, new surface lots and automated pay stations.

New Program Implementation

- With the new rates, we want to insure that there are transportation choices available for the entire campus community.
- Our alternative transportation programs include inexpensive means to get to campus and are designed to assist those who will not have a vehicle on campus.
- Different pricing structures are available to help accommodate the individual's budget and even provide low cost off campus parking with timed shuttle service.

New Programs

- Car Sharing
- Bike Sharing
- Substantial Increase in the Sun Tran Bus Subsidy Pass
- New Park & Ride Lots
- New On-Campus Cat Tran Shuttle Routes
- Buses to support Streetcar Routes
- Automated Pay Stations
- Enhanced Carpool Program
- Emergency Ride Home
- Prepaid Daily Parking in Garages
- New Garage Construction Funding
- A Deferred Student Payment Plan

New Programs

- **Car Sharing Program** – A new partnership with Connect by Hertz designed to provide hourly car rentals available to members of the program. Sign up includes a driver's license check and free first year membership. Reservations are online and cars are conveniently located in 5 areas around campus. The member simply checks availability of the vehicle, reserves it on line and picks it up. Hourly and/or mileage rates are charged to the customer's account. This is a great program for our alternative transportation users that may have an off-campus appointment during the day.

New Programs

- **Bike Sharing Program** – PTS will have bikes available for temporary use. Sign-up process, bike pick up, cost and bike return to be determined.
- **Sun Tran Bus Pass Subsidy Program** – An enhanced subsidized pass for all students and employees. The Sun Tran Bus Pass will allow for the use of Sun Tran buses at a lower cost in 2011. Negotiations are on-going with the City of Tucson. To provide better customer service, Sun Tran will add new routes, new buses and a new Sun Tran operations center.

New Programs

- **Park & Ride Lots** – Available off campus for those passengers that want an inexpensive parking alternative with shuttle service to campus.
- **Low Floor Buses for Streetcar Routes** – Available for the new Streetcar project to be built in the near future for travel from downtown to and across campus.
- **Garage Spending** – Approximately 45% of the new revenue in 2009-2010 will be used to create a new garage construction account, which will ultimately be used to create a state of the art parking garage on campus to handle the increase in demand.

New Programs

- **Additional On-Campus Cat Tran Routes** – This service offers transit routes that service the UA campus, Monday through Friday, 6:30 am to 6:30 pm. The evening Night Cat shuttle operates on campus Monday through Friday, 6 pm to 12:30 am. A New Green route is now available to cover additional campus stops. The USA route takes you to the Downtown Ronstadt Center and Fourth Ave. Shopping.
- **Automated pay stations for our garages** – to increase our customer service response.
- **An enhanced Carpool Program designed for 2 or more riders** – reduces the annual driving expense by half.
- **Prepaid Daily Parking in Garages** – pay as you go for the commuter using alternative modes of transportation.
- **Pilot a deferred student payment plan** – to allow students the opportunity to defer payment on their permit. Pilot program in 2009 with 200 customers.

DAILY BASIC COST OF COMMUTING COMPARISON CHART BY MODE TYPE--Fall of 2009

| | Sun Tran Bus Pass | Carpool (3 people) | Carpool (2 people) | Park & Ride Lot | Drive Alone |
|---|----------------------|-----------------------|-----------------------|--------------------|-------------------|
| Fuel | \$0.00 | \$0.83 | \$1.25 | \$2.50 | \$2.50 |
| Vehicle maintenance | \$0.00 | \$0.33 | \$0.50 | \$0.75 | \$1.00 |
| Total Driving Cost | \$0.00 | \$1.16 | \$1.75 | \$3.25 | \$3.50 |
| Bus Pass OR Parking Permit @ Lot Specific | \$0.79 | \$0.62 | \$0.94 | \$1.06 | \$1.87 |
| Daily Total Expense | \$0.79 | \$1.78 | \$2.69 | \$4.31 | \$5.37 |
| Yearly Expense | \$196.00 | \$446.00 | \$671.50 | \$827.00 | \$1,343.00 |

Model assumptions:

1. Gas @ \$2.50/Gallon, vehicle gets 20 mpg, roundtrip work commute trip is 20 miles. Model uses 250 work days per year.
2. Vehicle routine maintenance is .05cents per mile and does not include insurance, finance costs, etc.
3. Parking cost is for a Lot Specific space @ \$468.
4. Park & Ride Lot Assumption: UA lot @ \$203 for an academic year (192 days) and 15 mile round trip. Does not include summer parking.